

**Problem:** Need the latest DPS firmware updates  
**Platform:** All DPS Equipment

Are your DPS remotes loaded with the latest firmware updates? The DPS Engineering team regularly updates product firmware to incorporate new functionality that enhances the value you get from your existing DPS products. But do you know when a new upgrade is available? In this Techno Knowledge Paper, learn how to sign up for automatic email alerts when new firmware is released for one of your DPS products.

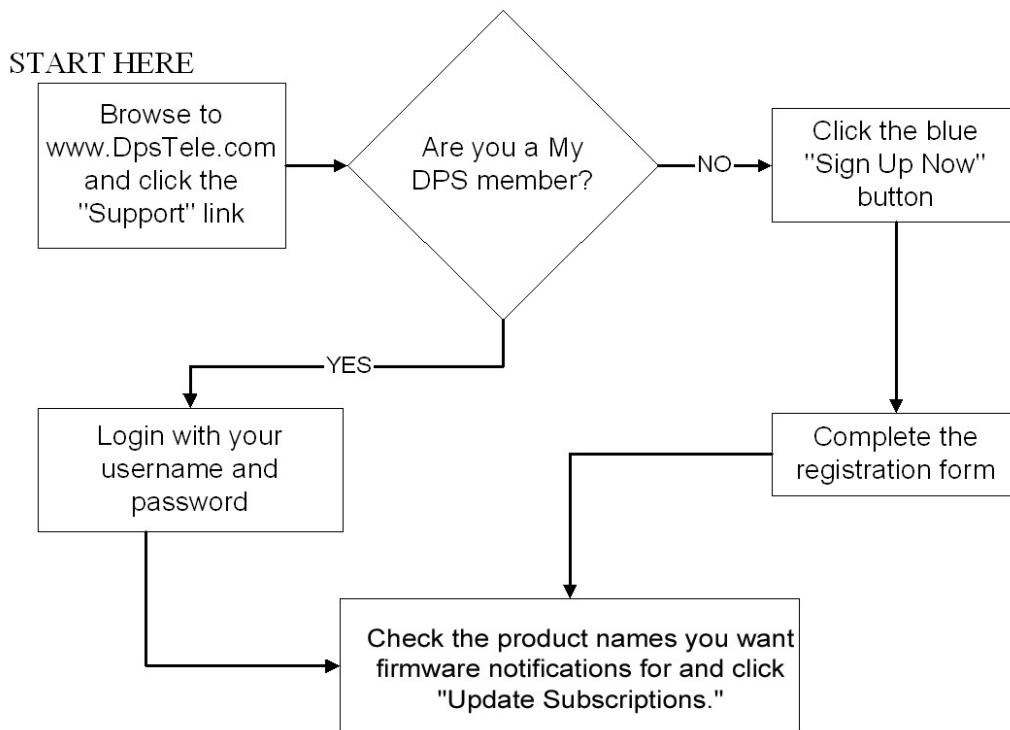
**This techno knowledge paper can help you if:**

- You want to be the first to know about new firmware updates for your DPS equipment.



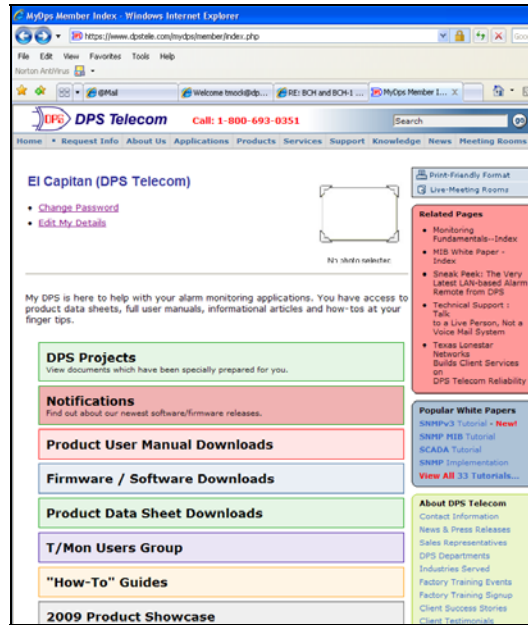
**Quick Reference Chart**

(for more details, review the troubleshooting checklist, starting on page 2 of this guide)

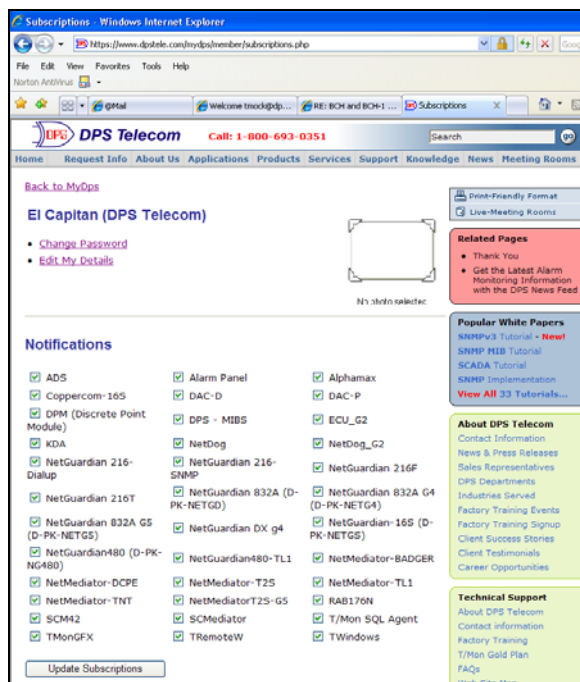


## How to Sign Up for DPS firmware / software update notifications

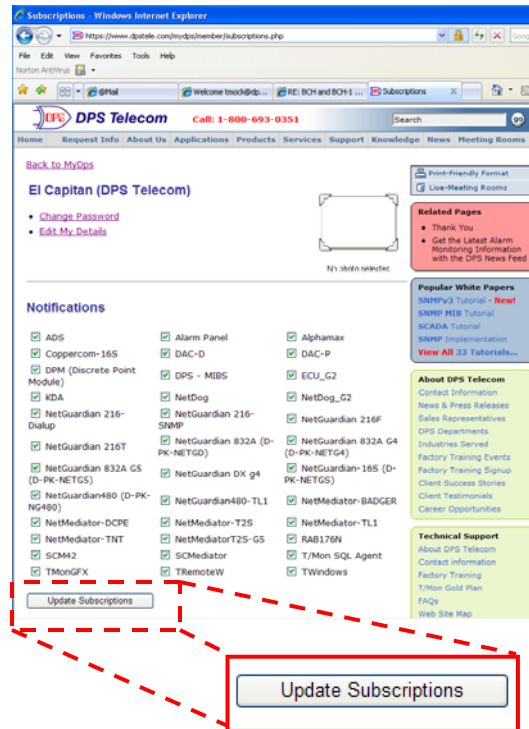
1. Login to your MyDPS account. (For help logging on to MyDPS or creating your account for the first time, see the Techno Knowledge Paper "Locate and Download Support Materials.")



2. Click on Notifications
3. Select the check box for the products you wish to receive update notifications for.



3. Click Update Subscriptions.



4. To get back to the MyDPS account main page select “back to MyDPS” at the top left of the page. (For help installing firmware updates, see the Techno Knowledge Papers “Upgrade NetGuardian’s firmware via LAN” and “Upgrade NetGuardian’s via Craft Port.”)