

"Your Partners In Telecom Management Networks"

KDA 864 Alarm Remote Network Element



KDA 864 - Versatile, Smart

Today's complex telecom networks need versatile and intelligent monitoring systems, composed of efficient and user-friendly central terminals and versatile, smart remote terminal units (RTU's).

RTU's need to be versatile enough to deal with the multitude of monitoring requirements at remote telecom sites -environmental status, battery plant voltages, security, switch alarms, transmission equipment, tower lights, outside plant status - be it a small hut or an entire central office.

DPS's KDA 864 is versatile and smart. Versatile to handle today's needs and smart enough to fulfill future demands.

Features

- **64 Alarms and 8 Controls in One Rack-Unit Package.**
- **Expand Unit to 256 Alarms and 32 Controls**
- **2 Communications Interface Docking Stations**
- **Optional modem for Dial-Up or Alternate Path**
- **TBOS, DCP, DCPF, DCPS and TRIP Protocols**
- **TL1 and SNMP Reporting Available**
- **Serviceability - Plug-In card for Fast Change-Out.**
- **T/KDA Software for Local or Remote Configuration**
- **Protocol Analyzer Speeds Turn Up and Diagnostic Efforts.**
- **Operational Status LED's Provide Local Display of KDA Operation and Point Status.**
- **Expansion Cards Enhance Functionality:**
 - ☐ **TBOS Scanner Expansion Cards - Add 4 or 8 TBOS Ports**
 - ☐ **Analog Expansion Card - Add 8 or 16 Analog Input Channels**
 - ☐ **LR-24 Relay Expansion Card - Add 24 Additional Control Points with Latching Relays**
 - ☐ **EXP-832 adds 8 Control Points and 32 Alarm Points**
 - ☐ **UPS for Extended Operation During Power Outages**
 - ☐ **TCP/IP Interface for LAN Applications**

Versatile

The KDA 864 is a multi-protocol, downloadable alarm and control remote that packs 64 alarm points and 8 control points into a single 19-inch housing. Daisy-Chain up to four KDA's for added capacity. Include additional functions like TBOS and analog monitoring in the expansion card slot.

Alarm inputs are optically isolated, polarity reversible. Control outputs are relay isolated. Magnetic-latching relays are optional.

The KDA communicates via a primary and a secondary port. Optional "docking" modules determine the electrical interface. Interface modules include RS 232, RS 422, RS 485, 202 Modem 212 Modem and LAN (via NIA expansion card).

Front panel LED's show unit activity and alarm conditions. A visual fuse alarm indicator is included.

The KDA 864 features a plug-in P.C. board in a fixed-mount housing with wire-wrap interface or optional connectorized back panel

Smart

Personnel can use T/KDA software on a personal computer at the front panel craft port for local configuration or full interactive monitoring. Configuration can also be done remotely via dial-up modem. T/KDA software includes a protocol analyzer.

Protocols include TBOS, DCP, DCPF, and DCPS. TRIP protocol is used with the dial-up modem. A Time-Stamp version of the KDA is available.

Versatile, smart, plus unique diagnostic functions make the KDA 864 the ideal choice for *your* network management applications.

Network Architecture

The KDA 864 reports alarms over dedicated or dial-up circuits to an interrogating alarm center, such as DPS's T/MonXM Workstation or IAM (Intelligent Alarm Mediator). Three modes of operation are possible:

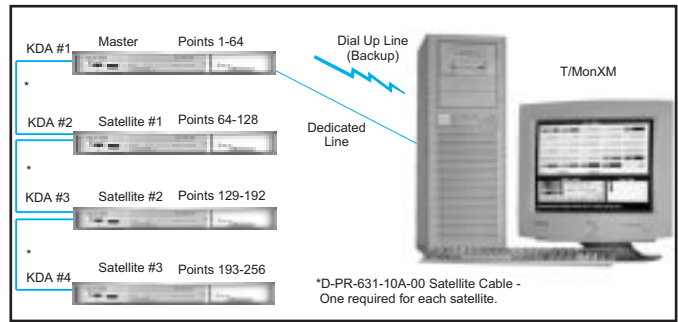
- Primary (over fixed communication facility)
- Dial-up - Calls can be initiated by either the master or the remote.
- Alternate Path (primary with dial backup). The Alternate Path mode provides an extra protection factor that assures remote site status will be continuously reported, even when the network itself breaks down.

Time-Stamp KDA

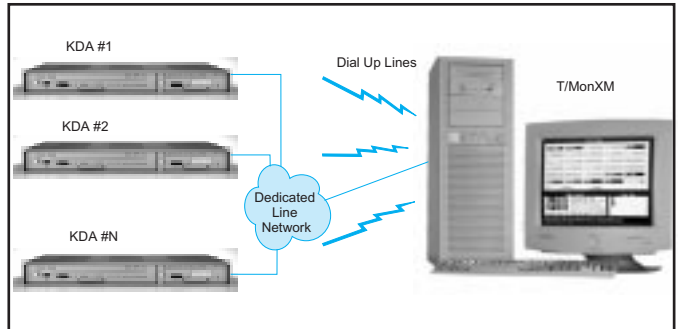
The Time-Stamp version of the KDA offers several advanced features, including:

- A clock in the KDA's firmware records to the nearest tenth of a second the time that an alarm occurs.
- Down-loadable firmware allows upgrades to be loaded from a disk via the craft port.
- Each alarm point can be assigned an individual qualification time period.

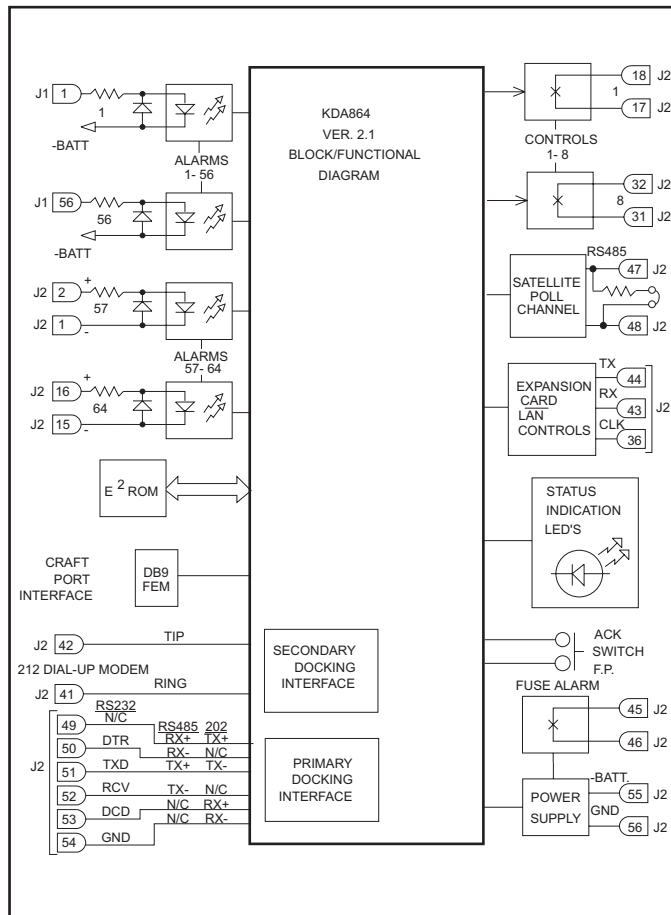
Individual points can be temporarily locked out from reporting via dial line.



Expand to 256 points with daisy-chained application.



Gain a high rate of security with alternate path routing.



Specifications

- Dimensions: 17.0"(W) X 12.0"(D) X 1.75"(H)
 - Mounting:
19" or 23" rack mounting, flush or 5" projection.
KDA can also be wall mounted.
 - Power Input:
-18 to -36 VDC (200 MA @24 VDC).
-36 to -72 VDC (150 MA @ 48 VDC).
 - Fuse: 1/4 Amp
 - Operating Temperature Range:
Option 01: 0 Degrees to +60 Degrees Celsius.
Option 05: -30 Degrees to +70 Degrees Celsius.
 - Humidity:
0% to 95% non-condensing.
 - Modem: 212 "AT" type 1200 Baud internal modem (Optional, on port 2 only).
 - Protocols:
Modem uses TRIP protocol (T/Mon Remote Interface Protocol).
Primary port uses DCP, DCPF, DCPS, DCPX or TBOS.
 - Relay Contacts (control outputs and fuse alarm):
Initial Contact Resistance:50 milleohms
Contact Material:Gold-Clad Silver
Max. Switching Power:60 W, 125 VA
Max. Switching Current: 1 A
Max. Carrying Current:3 A
Electrical Life:500,000 Operations (1A @ 30VDC)
- *Other models are available for TAP, TABS, E2A, TL1, SNMP and Datalok^(TM)

(TM) Datalok is a trademark of Harvey Hubble, Inc.